



Miles 'n' Smiles

Studebaker Drivers Club San Joaquin Valley Chapter

www.sdcsanjoaquinvalleychapter.com

December 2023

Next Meeting – Holiday Party, Saturday, Dec. 9, 2023
Old Spaghetti Factory, 1610 E. Shaw Ave, Fresno
11:30 a.m. for Food, Fun and Festivities

WHAT'S INSIDE

President's Message
Cover-Page 2

Meeting Minutes
Pages 4-5

Calendar of Events
Page 6

Hot Rod Coalition Toy Drive
Page 6

Club Activities and
Nominations for Officers
Page 7

Club Holiday Party
Pages 9

'58 Wiring Diagram
Page 10

Checking the Brake Fluid
Page 11

Starlight, Starbright
Page 12

Studebaker on Film
Page 13

Name That Automobile
Page 14

Studebaker Nation
Page 15

The Way We Were
Page 17

Tech Tips
Pages 18-19

Classified Ads
Page 20



It's a very merry Studebaker Christmas!

President's Message – Anne Goodman

Hello Studebaker Family,

It seems like the time just flies by.

Our next meeting is our Holiday Party on Saturday, Dec. 9 at the Old Spaghetti Factory beginning at 11:30 a.m.

I have been really busy and will continue to be so. My daughter in law, Ashley, took a bad fall about eight weeks ago. She tore a bunch of ligaments in and around her ankle, so she is in a walking boot with “stay off of it” and “ice it” instructions.

So, I have been watching the girls and picking them up from school

(See Message, Page 2)



Message

(Continued from Cover)

cross country.

And now it's pomegranate season!

For the last few weeks I have been making jelly and I have it for sale for \$7 a jar as prices for everything has gone up.

Let me know and I can deliver at the Christmas party.

I can't believe it's December, and I still have 15 batches to cook. I also have pomegranate syrup too.

.Thank You!

Your Officers

President

Anne Goodman
1296 N Poplar Avenue
Fresno, CA 93728
559-475-3525

Vice President

Webmaster
Robert W. Nunes
4105 N. Hammel Way
Fresno, CA 93727
559.230.9132

Treasurer

Debbie Raimondi
8097 N. Sunnyside Avenue
Clovis, CA 93612
559.313.9107

Secretary/Membership

Susan Thomason
43306 Running Deer Drive
Coarsegold, CA 93614
559.641.5125

SDC Zone Director

Ed Smith
P.O. Box 90763
White Mountain Lake, AZ
85912
602.290.1045

SDC Zone Coordinator


Dan Scott
2571 Palermo Court
Murrieta, CA 92563
818.558.1791

SDC Regional Manager

Louis Van Anne
5802 Land View Drive
Stockton, CA 95219-4602
209-479-0867

Newsletter Editor

Robin Shepard
2248 Fourth Street
Atwater, CA 95301
209.628.1537



2-ton shown with 15-foot van body—1½-ton also available

KEEP ROLLING AT LOW COST WITH A STUDEBAKER TRUCK

It's the gas-saving design of a Studebaker truck that makes it a stand-out money-saver. A Studebaker truck's rugged structure is free from burdensome excess weight. Stop in at a dealer's showroom. Examine a Studebaker truck closely. You can see why it saves.



On the job day-in, day-out! You invest in performance you can trust when you buy a sturdy Studebaker truck. Every model from ½ ton pick-up to 2 ton cargo carrier is built with wear-resisting soundness by America's most painstaking truck craftsmen.



Driving is a pleasure when you're seated at the wheel of a Studebaker truck. Big visibility windshield and windows. Roomy seat has finger-tip control—Adjusto-Air cushion. Window wings. Floor ventilators. Steering post gearshift on light-duty models.



Cab steps enclosed for safety! The cab floor is low. The doors have automatic "hold-open" stops—stay securely closed on tight-grip rotary latches. "Lift-the-hood" accessibility puts ignition, engine, instrument panel wiring within easy arm's reach.



There's a size just right for hundreds of hauling requirements in the Studebaker truck line—½, ¾ and 1 ton pick-ups and stakes—rugged 1½ and 2 ton models. Studebaker Econ-o-miser or Power Plus engine. © 1952, The Studebaker Corp'g, South Bend 27, Indiana, U. S. A.

Decorative and other specifications subject to change without notice.

San Joaquin Valley Chapter Studebaker Driver's Club
Fresno, California

MEETING MINUTES—November 14, 2023

CALL TO ORDER

The meeting was called to order at 6:43 p.m. by **Vice President Robert Nunes** at the Black Bear Diner, 3602 W. Shaw Avenue (at N. Marty Ave.), Fresno, CA 93710. President Anne Goodman was ill.

ATTENDANCE

Greg & Edith Gustafson (**)

Roger Scott

Rob Nunes (**)

Robert Nunes

Jim & Karen McKeever

Mike McKinney & Debra Foltz

Herb & Pat Helzer

John & Robin Johnson (**)

Tim & Gloria Hennessey

Rich Walker

Joey & Izzy Rodriguez

Kurt Zellman

Susan Thomason

** Drove a Studebaker/Classic Car

RECOGNITION of GUESTS

Henry Gorali, a friend of the Nunes family, was introduced and welcomed.

MINUTES

Greg Gustafson moved to approve the minutes of the October meeting. It was seconded by member **Joey Rodriguez**. Approved.

TREASURER'S REPORT

It was moved by member **Robin Johnson** and seconded by member **Rob Nunes** to approve the Treasurer's Report for October as follows. Approved.

October 2023

Beginning Balance	\$4,901.06
Receipts	
\$60 – 50/50 Oct Mtg	+\$60.00
\$20 – Dues (R. Wallace)	20.00
Disbursements	
\$0	\$0
Ending Balance	\$4,981.06

PRESIDENT'S REPORT

President Anne Goodman is sick and didn't want to share it with the rest of us.

TOUR MASTER'S REPORT

Carl was sick so **Susan** reminded everyone about the Christmas Luncheon on Saturday, Dec. 9. A sign-up sheet was passed around. The club will pay \$10 of the cost of each meal from the money collected in the 50/50 opportunity drawing at each meeting.

Robert Nunes shared more details on the proposed Princess Cruises in October 2024 and answered questions. A sheet was passed around and an email will be sent to members for those interested in getting more information. Contact Robert at robertw.nunes@gmail.com or 559-230-9132.

Debbie Raimondi was also out sick but we passed around a sign-up sheet for the two-night weekend trip to San Simeon on March 22-23, 2024. She will have more information in December.

The Turlock Swap Meet is the last weekend in January.

MEMBER DISCUSSION

The Gustafsons encouraged everyone to go to Coffee & Cars on Saturday mornings from 8 to 10 a.m., Ashlan & Peach. Coffee and Donuts and fellowship with other classic car aficionados.

Rob Nunes again urged members to attend the SDC International Meet next year in Dubuque, IA. It's a very special experience for Studebaker enthusiasts.

Herb Helzer talked about the Red Ribbon event in Fowler. The large group of classic cars paraded by several schools and an assisted living facility. Their destination was another school where the children were able to interview the drivers and the participants were served lunch. We'll put it on the calendar for next year.

The McKeever and Gustafsons went to the car show at Willow Creek Healthcare Center on October 21.

OLD BUSINESS

There was no old business.

NEW BUSINESS

Robert asked for nominations for chapter Officers for 2024. If there are none at the December meeting, the current officers will be asked to continue in their positions.

MEMBER UPDATES

We expressed concern for our Studebaker family members who are currently dealing with health issues and received updates on their progress: **Pat Helzer**, **Tim and Gloria Hennessey** and **Jim McKeever**.

Also, **Gabby Scott** is recuperating from knee surgery. Again, if you know of others, please let **Robin Johnson**, our Sunshine Coordinator, know so we can send them a card and follow up with them. Text her at 559/999-4264 or email po67ny@comcast.net.

50/50 OPPORTUNITY DRAWING

There was no 50/50 at the meeting since there were no tickets available.

ADJOURNMENT

The meeting was adjourned at 7:12 p.m.

Submitted by *Susan Thomason*, Secretary/Membership



Hot Rod Coalition Organizes Annual Christmas Toy Drive

The Hot Rod Coalition's annual Toy Drive is scheduled for December 10. Supporters can head to Old Town Clovis from 11 a.m. to 1 p.m. for festivities along the Pollasky main drag through town.

All you need to do is bring a new unwrapped toy or multiple toys and a car to cruise up and down Pollasky Avenue.

According to the HRC, "The last few years the local automotive community showed up and donated a 20 foot enclosed trailer worth of toys to kids in need. Our staff, volunteers, sponsors, and needy recipients were beyond blown away at this gesture and generosity."

HRC members will be set up along Pollasky Avenue at Centennial Plaza to collect the toys.

For additional information, see Page 8. You can also text message (559) 825-6808, or email info@hotrodcoalition.com



**SAN JOAQUIN VALLEY CHAPTER – STUDEBAKER DRIVERS CLUB
2023 ACTIVITIES**

*Chapter Meetings are on the second Tuesday of each month except July and December
Details and other events will be added as we receive additional information.*

Please let us know about any events so we can forward the information to our members.

MONTH	ACTIVITIES
DECEMBER	12/9 – Chapter Holiday Luncheon/Old Spaghetti Factory (No Regular Meeting in December)

Nominations for 2024 Officers Open


Here's your opportunity to help lead the club. Nominations for officers for the coming year are being accepted. If you'd like to nominate someone or yourself, please contact Rob Nunes, or bring your nominations to the club Holiday Party on December 9.





PRESENTS

OLD TOWN CLOVIS CRUISE and Toy Drive



Let's get out and Cruise for a Cause!

SUNDAY, DECEMBER 10TH, 2023

11:00 A.M. - 1:00 P.M.

POLLASKY AVE. *in* OLD TOWN CLOVIS

Please bring new unwrapped toys, which will be distributed to kids in need this Christmas by local nonprofit **AMOR**.

For info, contact Hot Rod Coalition at (559) 825-6808 or email info@HotRodCoalition.com

presented in partnership with



Chapter Holiday Luncheon

Come get into the Holiday spirit with your Studebaker friends!

When 11:30 AM - Saturday, December 9, 2023

Where: OLD SPAGHETTI FACTORY, 1610 E Shaw Ave, Fresno 93710

What: SJVC Studebaker Club Holiday Luncheon. Meal includes entrée, salad, bread, ice cream and beverage (soft drink, coffee, tea or milk). Three entrée choices: Lasagna- **\$27.00 (\$17.00)**, Chicken Marsala w/Pasta & Mizithra Cheese- **\$27.00 (\$17.00)** or Spaghetti with Meatballs- **\$27.00 (\$17.00)**. The price already includes the tax & gratuity. You may also purchase alcoholic beverages, if desired.

Each SJVC member who lets us know they are attending by Monday, 12/4, will receive **\$10.00 off** the price of their dinner funded by the 50/50 drawing donations collected at each meeting.

***** PAYMENT WILL BE CASH ONLY *****

Program: Announcement of Chapter Officers for 2024

Donations for Salvation Army Christmas distribution. Our SJVC members have decided again to support this important program. There are so many in need. As in the past, we will have a donation jar if you'd like to give cash, a check (tax deductible) or a gift card. Or, if you'd also like to donate a gift, below are suggested items. Gifts for children 3 years old and younger and pre-teens 11 & 12 are especially needed.

- Unwrapped toys (games, books, dolls, cars, trucks)
- Sports equipment
- Art Supplies, Crafts
- Beauty & nail kits
- Clothing (sweatshirts/pants, hoodies, coats)

Our members have been generous in the past and our local Salvation Army really appreciates our support and contributions.

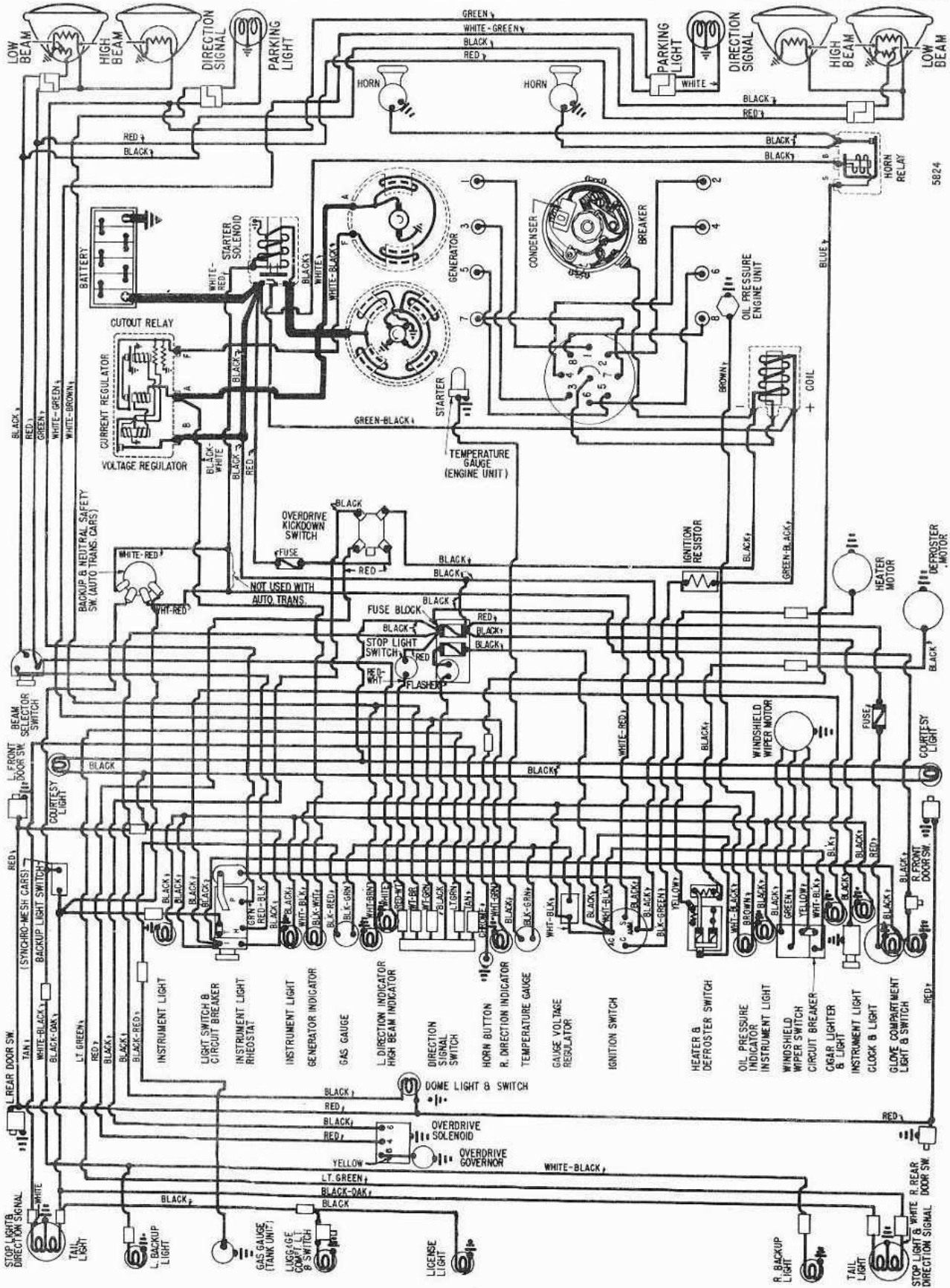
Attire: Holiday Casual

For this event, **you MUST RESPOND no later than Monday, December 4th** so we can give the count to the restaurant. Please call Carl and Susan Thomason (714) 624-2503 or send an email to thomason2@earthlink.net

1958 Studebaker & Packard

Clipper

3WD-385



Brake Fluid Tester Lights Up the Results

*By Wayne Lee
North Georgia Chapter, SDC*

Automotive brake fluid does a great job of activating the brake cylinders that, in-turn, pushes the brake shoes against the drum, so we can stop our Studebaker when we need to.

However, brake fluid has a downside you need to be aware of, namely, it absorbs moisture from the environment.

The technical term for this is Hygroscopic.


Hygroscopic is the phenomenon of attracting and holding water molecules via adsorption from the surrounding environment.

When this occurs, the moisture content can change the chemistry of the brake fluid, which can negatively affect how well your brakes work.

Additionally, the extra moisture will cause the metal in your braking system to begin to corrode and rust.

This hit home recently as I've been helping a young fellow resurrect his 1957 Studebaker Transtar pickup.

While jockeying the truck around the yard, one of the rear brakes locked up solid. No amount of rocking it with the engine would free it. This could have been disastrous if we'd been out and about town in it. ?!



I found the brake master cylinder was full of brake fluid, but it was a dirty rusty brown color, certainly not what I expected to see.

Tearing into the brakes I found the wheel cylinder components were rusty and inhibiting the free movement of the components which is why the wheel had locked-up.

Seeing this, I became concerned about the brakes in our other Studebakers. What I needed was a quick and easy way

to check the moisture content of brake fluid.

The answer was found in a small device that looks like an ink pen called a Brake Fluid Tester available at auto parts stores and online parts outlets as well, often for less than \$20.

Powered by a small battery, the tester has green, yellow and red LEDs, and two metal contacts at one end.


Operation is simple: Install the battery, turn on the tester, dip the metal contacts into the fluid bowl of your brake master cylinder.

The tester measures the moisture content and lights up the appropriate LED.

Before testing the Transtar, I tested an old bottle of DOT3 that's been on the shelf for several years. It lit up the yellow LED.

I also tested a new bottle of DOT3 and it lit up the green LED. When I tested the Transtar, the tester lit up the red LED indicating too much moisture in the brake fluid – thus confirming why I was seeing the rust in the brake system.

We all spend a lot of time making our Studebakers look good. Why not spend a minute checking your brake fluid to ensure you and your family's safety



Studebaker on Film



Buckle Up for Record Run in a '53 Studebaker

We don't know much about this land speed record run, but the description notes the driver Charles Venable and his 1953 Studebaker race car attempting to set a new record at the Loring, Maine Speed Trials in July 2011.

The view from the cockpit is exhilarating, though, as Venable drove the studly Studebaker to 188 mph.

Click on the photo link above to see the video. If you have suggestions for other videos to post, contact me at r-m-s_57@comcast.net.



Name That Automobile



Whoa! If you guess a few of these cars you're a regular Einstein of automobile history. This is a street scene from the 1940s in Havana, Cuba. Good luck!

Write down your answers below and share your list with your fellow club members. There's no prize for the person with the most correct answers, but you'll have earned our admiration, so give it a try anyway.

Dear Santa:

I hope my name's on your gift list and that you've got something in your bag for me. If you just look past my, shall we say, idiosyncrasies, I've been a pretty good boy this year.

Well, at least I tried. Can't fault me for being human.

But if you see clear to give me something for Christmas, I promise to try harder next year.

If you're wondering what I want for Christmas, cheap gas would be nice. Cheap gas and smooth roads. Cheap gas, smooth roads, and cool destinations.

I forgot endless summer! That would be nice too.

You know better than anyone, Santa, that at heart I'm still just a boy. I like my toys. They've just grown more expensive over the years.

Like other boys my age, I've got a couple large-scale working examples of some of the models many of us built as kids. These don't remain on the shelf, however, and require regular maintenance.

Like I said, my toys are more expensive now.

So, what I'd like for Christmas are things that help me keep my toys in good working order.

Oh, I don't expect a new set of tires, but a digital tire gauge would be nice. And I don't need a new windshield, but new wipers are always wise to have on hand.

And my carpets are fine, but have you seen one of those high-powered, handheld car vacuums? I bet your elves were busy making those.

My steering wheel's in great shape, but what about driving gloves? Maybe that's too indulgent. I wasn't that good all year.

Well, I think you get the picture, Santa. Even at my age, toys are what makes me happy.

When I was younger a case of beer was a great gift. Nowadays, it's a case of oil.



Studebaker 1 1/2-ton Heavy Duty Truck with 12-ft. Stake Body

These big, able-bodied Studebakers bear the load and spare the cost

AMERICA'S need for top-quality trucks of all sizes is enormous—and it will be some time before supply catches up with demand.

But one of the brightest spots in the picture is the news that more and more big, powerful 1 1/2-ton Studebaker trucks in several wheel-bases are now coming off the production lines.

This means that, before too long, Studebaker dealers will be able to supply truck operators with fine new large-capacity Studebakers of tested ruggedness and reliability.

War-proved strength and stamina

Fresh from its war role as one of the world's largest builders of heavy-duty military trucks, Studebaker has now embarked upon a greatly expanded truck building program for the civilian public. In addition to 1 1/2-ton Studebakers with their sturdy Hy-Mileage engines, designed

to haul hefty loads at low cost, the line includes versatile, modern one-ton and half-ton Studebaker pick-ups, too.

Traditionally fine materials, painstaking craftsmanship and advanced engineering give every Studebaker truck unchallenged value leadership—assure maximum mileage at minimum upkeep expense. And remember, Studebaker's experience in supplying first-class transportation goes back more than 94 years.

Be sure to put these good-looking, brilliant-performing Studebaker trucks first on your shopping list. Drop in now and see your nearby Studebaker dealer about your needs.

STUDEBAKER

South Bend 27, Indiana, U.S.A.


BUILDER OF TRUCKS YOU CAN TRUST



Studebaker's one-ton Coupe Express Pick-up Truck excels in all around utility. Good looking—solid and sound with traditional Studebaker high quality—powered by Studebaker's thrifty 6-cylinder Econ-o-miser engine that made such a great record in the famous Weasel personnel and cargo carrier during the war.

The Way We Were

1963: South Bend Plant Comes to a Close



The Studebaker Corporation closes its South Bend plant in December. Production continues at Studebaker's Hamilton, Ontario, factory.

Courtesy of Studebaker National Museum

“Driving race cars was an avenue for me to learn how to build my own car, and that was my ambition all along.”

- Carroll Shelby

Tech Tips

Get the Dents Out with Dry Ice

*By Jim McKeever
& Karen McKeever
San Joaquin Valley Chapter/SDC*

Your sports minded friends didn't catch the football while playing in the front yard. Oops, you now have a small dent in your older car!

You may be able to take it out yourself using dry ice.

I grew up in Iowa, so I had my fair share of dents caused by hail on a few of my vehicles. I used the dry ice method with success.

My late 1970s Chevy encountered hail damage that peppered the top, hood, and deck lid with hundreds of ball peen hammer sized dents. My insurance company salvaged it because it was too expensive to repair in relation to the price of the car.

I bought the salvage, took out all the dents with dry ice, took it back to my insurance company, and they re-insured me as if the damage never happened. (FYI, this was way before companies like Carfax kept track of damage reports on vehicles.)

A dent appears in a body panel because the metal is expanded from the force of the object that hit it. Dry ice works because the extreme cold reacts with the metal causing it to contract.

This tip works best on older cars (1980 and below) because they were made with a thicker, heavier metal, which was softer than the metal in newer cars. In the

1980s the trend was for manufacturers to reduce the weight of their vehicles, so they used thinner metal that was specially manufactured and not as pliable.

- Assess your dent. It needs to be small, with no creases, no paint cracks, and no paint chips.
- Work in a shaded area to avoid heat fluctuation.
- Clean the area to be treated so it's free of dirt, debris, wax, and grease.



- Put on protective gloves to prevent frostbite. Wear protective goggles. Keep dry ice in an insulated container.
- Place a chunk of dry ice, as close to the size of the dent as possible, in a rag or towel.
- Lightly rub the dent in a small circular motion for about 20-30 seconds.
- Visually evaluate your dent,

repeat if necessary.

- Continue visually evaluating and repeating as needed.
- If your dent has improved but is not completely gone, you can try heating the area lightly with a hair dryer (NOT a heat gun) and then repeating with the dry ice.
- If the dent is gone, great! If it isn't, you are only out a few dollars before you take it to a

(See Notes, Page 15)

Tech Tips

(Continued from Page 20)

repair shop. Many shops specialize in paintless dent removal.

- Wash and wax your car.

Things to be aware of:

- If you overdo the process, you could possibly warp the metal due to excessive expansion and contraction.
- Overdoing the process could possibly damage the paint, such as cracking, chipping, burning, or dulling of the finish.
- Dry ice method is not advised on large dents because the distance necessary to rub the dent in circles would cause inconsistent temperature changes across the dent, interfering with the expansion/contraction process.

- Metal has a “memory” of sorts. It wants to return to its original shape. Remember the old oil spout cans where you pressed the bottom with your thumbs to squirt out the oil, or those metal toy clickers that you pressed, and they sprung back? It’s the same idea. When a dent gets a crease in it, it locks the dent in place, requiring a different procedure. Also keep in mind that if the dent you fixed was deep enough, there is a possibility it could pop back at a later date.
- Your insurance company may have specific rules for dent repair, based on your type of coverage and cause of the dent. Weigh your options.

high performance cars and military vehicles.

(Information in these Tech Tips is based on the writer’s own research, experiences, and viewpoints. The information, and links to other websites, is to be viewed and/or used at your own risk. The writer makes no guarantees regarding the outcome of the use of the material, products, or resources in this article and is not responsible for any loss or damage incurred. Adjustments or modifications may be needed for your specific vehicle. Remember to use all standard safety equipment and precautions.)



Studebaker

Classified Ads

Sitting on extra Studebaker parts? Looking for parts? This is the space for club members to advertise their needs. If you have something to sell or something to buy, send your information to r-m-s_57@comcast.net.



Sweet Lark and Early Champion for Sale

1962 Lark. Asking \$11,000. 1941 Champion,
asking \$17,000.

For more information, call Vern Ward,
559.907.6527.



Studebaker Drivers Club - San Joaquin Valley Chapter MEMBERSHIP APPLICATION

The Studebaker Drivers Club is an organization dedicated to the preservation, restoration and driving of all vehicles produced by the Studebaker Corporation. Owning a Studebaker is not a requirement for membership. Our chapter can offer technical and historical information, help in locating parts and an opportunity to take part in meets and other club activities and events. We have a monthly chapter newsletter, *Miles N' Smiles* and meet at 6:00 PM on the second Tuesday of each month (except July & December) at Black Bear Diner, 3602 W Shaw Ave (at N Marty Ave), Fresno, CA.

San Joaquin Valley Chapter dues are \$20.00 per year due in January (prorated \$1.66/mo for new members joining later in the year). Membership in the Studebaker Drivers Club National organization (see below) is a prerequisite for local Chapter membership for insurance purposes. If you have questions, please call Susan Thomason/SJVC Membership (559) 641-5125 or email to thomason2@earthlink.net.

NAME(S): _____ SDC MEMBER #/EXP DATE _____

ADDRESS: _____ CITY/STATE/ZIP: _____

HOME PHONE: _____ CELL: _____ EMAIL: _____

BIRTHDAY(S): _____ ANNIVERSARY _____

STUDEBAKER(S) OWNED

TO JOIN OUR CHAPTER

YEAR/MODEL/BODY TYPE	Mail this form and a check (payable to SJVC-SDC) to:
	Susan Thomason SJVC Membership 43306 Running Deer Drive Coarsegold, CA 93614

Studebaker Drivers Club NATIONAL MEMBERSHIP APPLICATION

Membership in the national organization is required to join a local chapter for insurance purposes. Annual Membership includes 12 issues of *Turning Wheels* magazine, the award-winning official publication of the SDC organization. You may join online at www.studebakerdriversclub.com, call **(763)420-7829** with a VISA or Master Card, fax to **(763)420-7849** or send this form to the address below. You may also include the national dues with your chapter dues above and our treasurer will send it for you. The SDC website also contains an abundance of information regarding Studebaker history and stories, parts availability, technical tips, classified ads and discussion forums as well as links to other Studebaker related sites.

<p>Regular Membership with Periodicals Class Mail: New Members – FIRST YEAR ONLY: \$29.00 Regular Renewals/periodicals class mail: \$36.00 Student/Young Adult (up to age 22): \$29.00 Membership WITHOUT <i>Turning Wheels</i>: \$12.00</p> <p>Regular Membership with First Class Mail: \$62.00</p>	<p>Mailing Address:</p> <p>The Studebaker Drivers Club, Inc. P.O. Box 1715 Maple Grove MN 55311-6715</p> <p>For information: email mark@cornerstonereg.com</p>
---	--

NAME _____ SPOUSE _____

ADDRESS: _____ CITY/STATE/ZIP: _____

PLEASE LIST YOUR STUDEBAKERS BELOW (Yr/Model/Body Type) NEW: _____ RENEWAL: _____
